

Churn Dash Block



Churn Dash Block

Difficulty Level: Easy

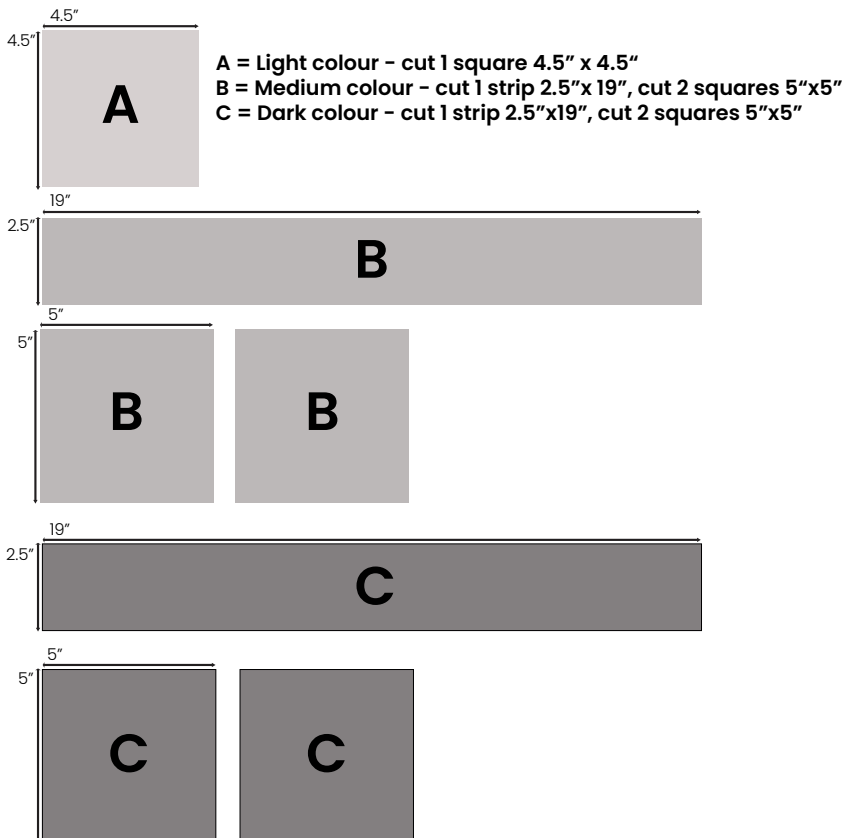
What you need

- 3 x different 100% cotton fabrics, with the suggested combination of light, medium and dark colours. If using fabric off bolt = 15cm (approx 6") x 112cm (approx 45cm) strips x 3 colours
- Rotary Cutter
- Cutting Mat
- Ruler
- Sewing Machine
- Iron

Tips before you start

- Pre-wash and press your fabric before you start to avoid shrinkage. Follow the care instructions for your chosen fabric.
- Press using a pressing cloth to prevent damaging your fabric. Test your iron settings on a scrap piece of fabric before you start your project.

Instructions



Step 1: Cut the pieces

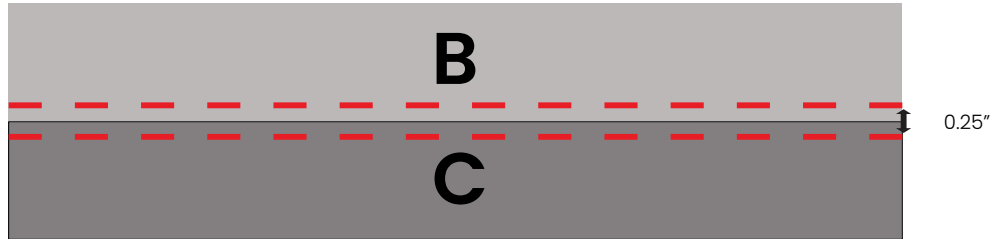
Cut two strips 2.5" x 19" and two squares 5" x 5" (approx 12.7x12.7cm) of the dark (C) and the medium (B) colours.

Cut one square 4.5" x 4.5" (approx 11.5x11.5 cm) of the light (A) colour fabric.

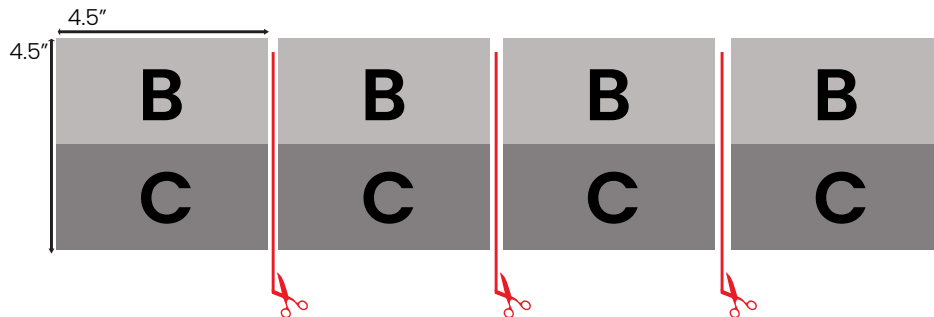
A = Light colour
B = Medium colour
C = Dark colour

Step 2: Sew & Cut the Strips

Take the dark (C) and the medium (B) colour strips of 2.5"x 19" (approx 12.7x12.7cm) and sew them together along the 19" side.



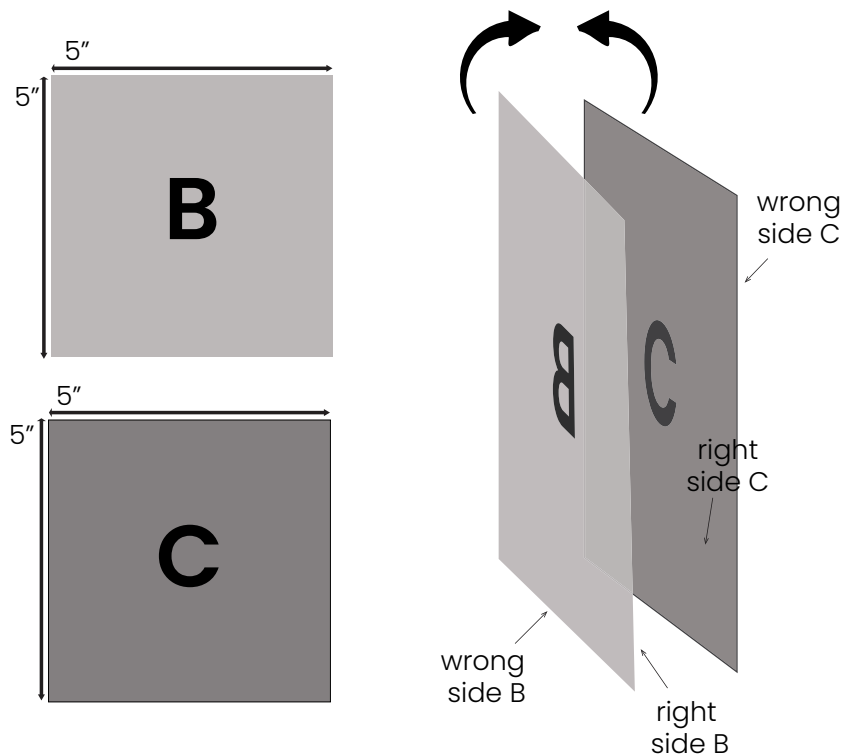
Press, and then cut into segments of 4.5"x4.5" (4 of them per block).



Step 3: Create the Triangles

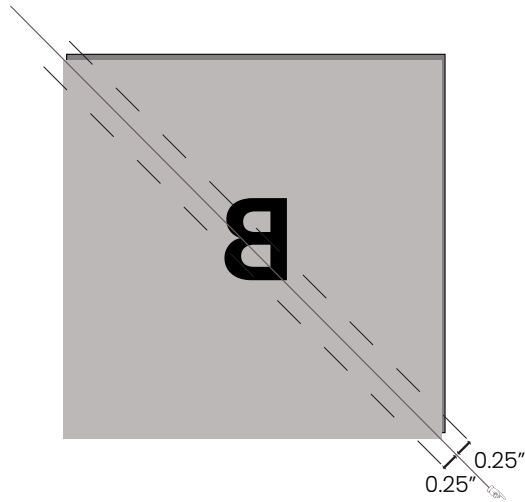
Take a medium (B) and a dark (C) colour square of 5"x5" and put the right sides together.

Draw a diagonal line on the wrong side of the medium colour (B) square. Repeat with the other 2 squares of 5"x5" (approx 12.7x12.7cm).

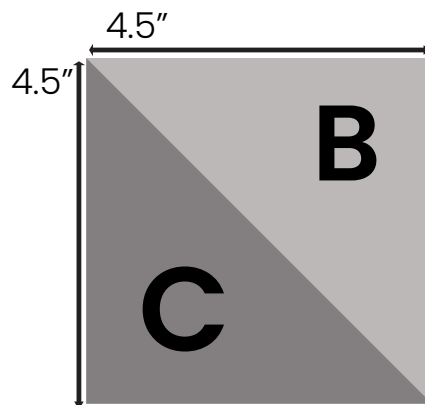


Sew a line $\frac{1}{4}$ " (approx 6mm) away from each side of the drawn line.

Cut on the line between the two rows of stitching. Press open.




Trim these pieces to $4.5'' \times 4.5''$ (approx 11.5x11.5 cm) = 4 Half Square Triangles (HST)

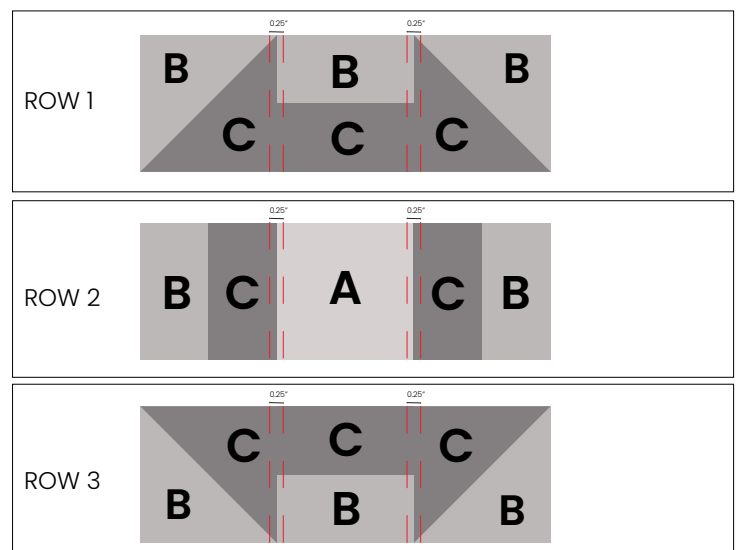


Step 4: Assemble the Blocks

Use the light colour (A) square as the centre piece. First sew the squares of each row together.


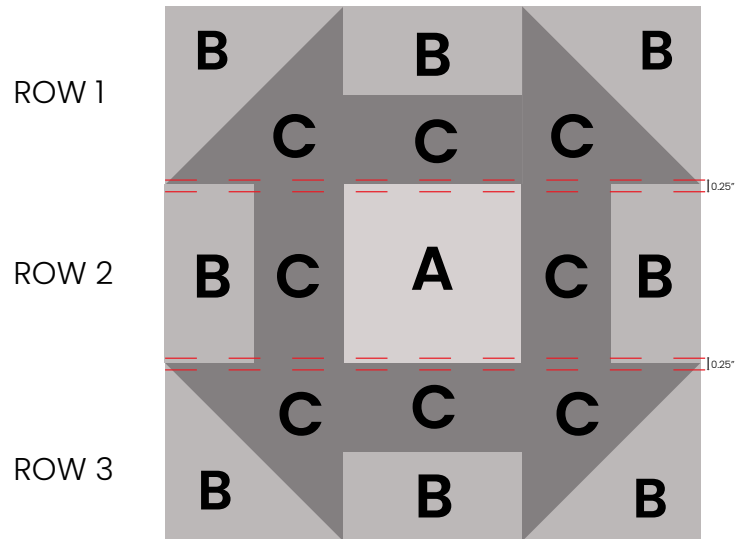


Placement preview



Step 5: Sew the Rows Together

Sew Row 1 to Row 2 and then add Row 3. Press flat. Block will measure 12.5"x 12.5" (approx 32x32 cm).



Final result